

SHREWSBURY ENGINES

ENGINE NUMBER GUIDE

There are two Shrewsbury engine numbering systems:

- 1) pre 1994 System, eg: **8C 27655 U 88900 W**
- 2) post 1994 System, eg: **SG A 06 0010 U 0001 Y**

Meaning:

Engine Application:	SG	Country of Manufacture: (U=UK):	U/U
Engine Family & Type Code:	8C/A	Build Line Number:	88900/0001
Number of Cylinders:	06	Year of Manufacture:	W/Y
Engine Specification Number:	27655/0010		

ENGINE FAMILY AND TYPE CODES PRE 1994

Eagle	8BT, 8CTA, 8DTW
Eagle TX	8CTA
2000 Series	8BT, 8CTA / TTA, 8DTW, 8ESI, 8GTW-H
3008 / CV8	4AT, 4BTA, 4ESI
Condor Marine	4CTI
3012 / CV12	6ATA, 6CTW, 6DT, 6ESI

A	Air to Air Charge Cooled	i	Intercooled	SI	Spark Ignition
---	--------------------------	---	-------------	----	----------------

CHP	Combined Heat Power	M	Marine	T	Turbocharge
-----	---------------------	---	--------	---	-------------

E	Externally Charge Cooled	N	Jacket Water Charge Cooled	TT	Twin Turbocharged
---	--------------------------	---	----------------------------	----	-------------------

G	Generating Duties	P	Pumping Duties	W	Water Cooled
---	-------------------	---	----------------	---	--------------

H	Horizontal Engine	H	16 Litre (2800 Series)
---	-------------------	---	------------------------

ENGINE FAMILY AND TYPE CODES POST 1994

<ul style="list-style-type: none"> Family: SA Automotive 300TX SAA 320MX SAB 335TX SAC 350E SAE 375TX SAG 340TX2 SAJ 380TX2 SAK 410TX2 SAL Family: SB Short Block TX SBA 2000 Series SBB 3008 Series SBC 3012 Series SBD Family: SL Long Engine TX / Euro 2 SLA 2000 Series SLB 3008 Series SLC 3012 Series SLD 3008 Marine SLE 3008 / 3012SI SLG Family: SI Gas SI SIA SI Gas Unit SIB TSI CHP SIC TSI Gas Unit SID TWSI CHP SIE TWSI Gas Unit SIF Family: SM Marine M600T1 SMA M700T1 SMB M800T1 SMC 	<ul style="list-style-type: none"> Family: SF Forklift T1 SFA T2 SFB TA SFC TW SFD Family: SG Genset TAG1A SGA TAG2 SGB TAG2A SGC TAG3A SGD TAG4 SGE TG SGF TG1A SGG TG2A SGH ITAG SFJ TWG2 SGK TAG SGL TAG5 SGM Family: SH Horizontal TWH SHA Family: SP Plant T SPA T1 SPB T2 SPC TA SPD TAP SPE TP SPJ TTA SPK TTAP SPL TW SPM TW1 SPP Family: 2800 Series TAG1 HGA TAB2 HBG
--	---

STAFFORD ENGINES

ENGINE NUMBER GUIDE

A Stafford engine numbers looks like this: **DGB 06 0081 U 0017 B**

Meaning:

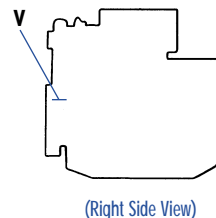
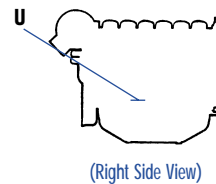
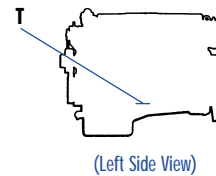
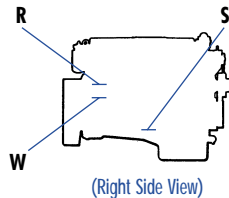
D	Stafford	06	Number of Cylinders
G	Application Code (Genset)	0081	Fixed Bill Number (0000 means Configured Product)
B	Engine Type	U	United Kingdom
		0017	17th Engine This Year
		B	Year Letter (B=1996)

ENGINE FAMILY AND TYPE CODES

Code	4000 Series Designation	Dorman Engine	Code	4000 Series Designation	Dorman Engine
DGF	TG	SET	DGR	TEG2	SETCW2
DGL	TAG	SETCA	DGS	TEG3	SETCW3
DGA	TAG1	SETCA1	DIE	SI GAS UNIT	SEG
DGB	TAG2	SETCA2	DIF	TEST1 GAS UNIT	SETCWG
DGD	TAG3	SETCA3	DIE	TEST1 CHP UNIT	SETCWG-CHP
DGM	TWG	SETCR	DMD	M4000T	SKX-SET
DGK	TWG2	SETCR2	DME	M4000T1	SK-SETW
DGN	TWG3	SETCR3	DMF	M4000TK	SK-SETCR
DGV	TWG2TC	SETCR2TC	DGE	TAG4	
DGP	TEG	SETCW	DIG	E TRS	

T	Turbocharged	G	Genset Engine	M	Marine
A	Air to Air	SI	Spark Ignition	I	Intercooler
W	Water	CHP	Combined Heat & Power	K	Keel Cooled
E	External Water Circuit				

ENGINE NUMBER LOCATION GUIDE



Engine type	Position
Eagle / 2000 Series	R
3008 Series	T
3012 Series	S
2800 Series	W
4006 Series*	U
4008 Series*	U
4012 Series*	V
4016 Series*	V

* The Perkins 4000 Series engine family was previously known as the **Dorman SE Range**.



12 Hoskins Rd, Landsdale, WA, 6065

Email: perkins@allight.com



ENGINE NUMBER GUIDE including NUMBER LOCATION GUIDE

YEAR OF MANUFACTURE CODE

This code indicates the calendar year of manufacture. The letters I, O, Q, R and Z will not be used.

A 1974	L 1984	Y 1994
B 1975	M 1985	A 1995
C 1976	N 1986	B 1996
D 1977	P 1987	C 1997
E 1978	S 1988	D 1998
F 1979	T 1989	E 1/1/99–31/3/99
G 1980	U 1990	F 1/4/99–31/12/99
H 1981	V 1991	G 2000
J 1982	W 1992	H 2001
K 1983	X 1993	J 2002

COUNTRY OF MANUFACTURE CODE

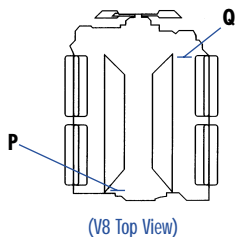
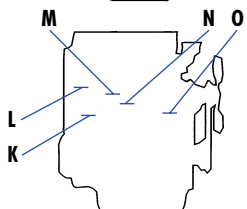
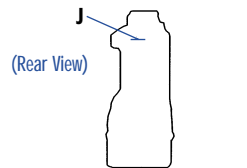
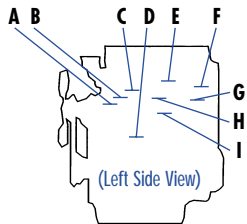
This code indicates the country in which the basic engine was manufactured.

A Argentina	HM Indonesia	P Poland
B Brazil	HK Iraq	S India
C Australia	HU Uruguay	SA South Africa
D Germany	J Japan	T Turkey
E Spain	K Korea	U United Kingdom
F France	L Italy	V Pakistan
G Greece	M Mexico	W Iran
H Group	MX Mexico	X Peru
HC China	N USA	Y Yugoslavia

PETERBOROUGH ENGINES

ENGINE NUMBER GUIDE	
FOR ENGINES PRODUCED AFTER 1974	
A Peterborough engine number looks like this: TU 30008 U 510256 F	
Engine family and type code	TU
Parts list number or SOS order reference number	30008
Country of manufacture code	U
Engine serial number	510256
Year of manufacture code	F

ENGINE NUMBER LOCATION GUIDE



Engine type	Position
3.152	M
4.108	A
4.154 / 200 Series	B
4.165	B or G
4.203	J or N
4.212	C

Engine type	Position
4.236	C or L
4.248	C
4.318	F
4.41	H
6.247	C or F
6.354	D
V8540	Q

Engine type	Position
V8.640	P
700 Series	K
900 Series	C
Performa / 100 Series	O
Prima / 500 Series	E
Phaser / 1000 Series	H or J
Peregrine / 1300 Series	I

ENGINE FAMILY AND TYPE CODE

A	Family 4 40	Phaser/1004 Series	GD	4 25	4.25
AA	4 40	1004-4	GE	4 30	4.30
AB	T4 40	1004-4T	H	Family 400S	4.165 Series
AC	C4 40	1004-4T	HA	4 165	4.165
AD	CC4 40	1004e-4TW	J	Family 4 203	4.203 Series
AE	FCC4 40	Fed. CC	JD	4 203	4.203
AF	G4 40	1004-40S	JE	D4 203	D4.203
AG	N4 40	1004-4	JF	G4 203	G4.203
AH	TN4 40	1004-4T	JG	4 2032	4.2032
A		New 1000 Series	K	Family 100S	Perama/100 Series
AJ	4 401	1004-40	KD	103-10	3 cylinder, 1.0 litre
AK	T4 401	1004-40T	KE	103-15	3 cylinder, 1.5 litres
AL	CCA4 401	1004-40TA	KF	104-19	4 cylinder, 2.0 litres
AM	CCW4 401	1004-40T	KH	103-13	3 cylinder, 1.3 litres
AP	N4 401	1004-40	KL	103-07	3 cylinder, 0.7 litre
AQ	TN4 401	1004-40T	KN	102-05	2 cylinder, 0.5 litre
AR	4 421	1004-42	KR	104-22	4 cylinder, 2.2 litres
AS	N4 421	1004-42	KS	103-11	3 cylinder, 1.1 litres
AT	CCAN4 401	1004-40TA	L	Family 4 236	4.236 Series
B	Family 4 20	Prima/500 Series	LA	4 212	4.212
BA	4 20	504-2	LD	4 236	4.236
BB	T4 20	504-2T	LE	G4 236	G4.236
C	Family 3 152	3.152 Series	LF	4 248	4.248
CA	P3	P3	LG	4 2482	4.2482
CB	3 144	3.144	LH	C4 236	C4.236
CC	P3 144	P3.144	LJ	T4 236	T4.236
CD	3 152	3.152	LM	4 41	4.41
CE	D3 152	D3.152	N	Family 4 318	4.318 Series
CF	G3 152	G3.152	NC	4 318	4.318
CG	P3 152	P3.152	ND	4 3182	4.3182
CJ	3 1522	3.1522	R	Family 1100	6.247 Series
CM	3 1524	3.1524	RA	6 247	6.247
CN	T3 1524	T3.1524	R		1100 Series 4Cyl
C		900 Series	RE	4 44	1104C-44
CP	3 27	903-27	RF	E4 44	1104-44T
CR	T3 27	903-27T	RG	T4 44	1104C-44TA
CT	G3 27	903-27S	RH	ET4 44	1104C-E44
E	Family 4 108	4.108 Series	RJ	CCA4 44	1104C-E44T
ED	4 108	4.108	RK	ECCA4 44	1104C-E44TA
G	Family 4 154	4.154/200 Series	SD	Family CKD	Sabre CC6.68
GA	4 154	4.154	T	Family 6 354	6.354 Series
GB	4 135	4.135	TC	6 354	6.354
GC	4 182	4.182	TD	H6 354	H6.354

ENGINE FAMILY AND TYPE CODE cont

TE	T6 354	T6.354	WL	UCC6 76	1306-E76TA
TF	HT6 354	HT6.354	WM	UT6 87	1306-E87T
TG	6 3541	6.3541	WN	UCC6 87	1306-E87TA
TH	T6 3541	T6.3541	WP	UT6 761	1306-E76T
TJ	6 3542	6.3542	WQ	UCC6 761	1306-E76TA
TK	C6 3542	C6.3542	WR	UT6 871	1306-E87T
TP	T6 3543	T6.3543	WS	UCC6 871	1306-E87TA
TR	6 372	6.372	X	Family 8 540	V8.540 Series
TT	TC6 3541	TC6.3541	XA	V8 510	V8.510
TU	T6 3544	T6.3544	XB	TV8 510	TV8.510
TV	6 3724	6.3724	XC	V8 540	V8.540
TW	6 3544	6.3544	XE	TV8 540	TV8.540
TX	C6 3544	C6.3544	Y	Family 6 60	Phaser/1006 Series
TY	H6 3544	H6.3544	YA	6 60	1006-6
TZ	HT6 3544	HT6.3544	YB	T6 60	1006-6T
U	Family 4 30	700 Series	YC	C6 60	1006-6T
UA	D4 30	704-30	YD	CC6 60	1006e-6TW
UB	4 26	704-26	YE	FCC6 60	Fed. CC
UC	T4 30	T704-30	YF	G6 601	1006-60S
V	Family 6 602	1100 Series 6Cyl	YG	6 601	1006-60
VK	ECCA6 602	1106C-E60T	YH	T6 601	1006-60T
W	Family 6 466	1300 Series/Peregrine	YJ	CCA6 601	1006-60TA
WB	T6 466	1306-8T	YK	CCW6 601	1006-60TW
WC	CC6 466	1306-8TA	Z	Family 8 640	V8.640 Series
WD	T6 67	1306-7T	ZA	V8 640	V8.640
WE	CC6 67	1306-7TA	ZB	TV8 640	TV8.640
WF	T6 76	1306-8T NGD			
WG	CC6 76	1306-8TA NGD			
WH	T6 87	1306-9T NGD			
WJ	CC6 87	1306-9TA NGD			
W		1300 Series EDI			
WK	UT6 76	1306-E76T			

A	Air to Air charge cooling	H	Horizontal
C	Compensated	N	Narrow Front End
CC	Charged Cooled	P	Spark Chain
D	Direct Injection	S	Spark Ignition
E	Electronic	T	Turbocharged
F	Federal Emissions	U	Unit Injection
FF	Federal	V	V Form
G	Gasoline/Gas	W	Water to Air Charge Cooling